



U.S. SENSOR Corp.

Thermistors, RTDs, Probes & Assemblies

1-800-777-6467

Leadless Top/Bottom Terminated Chip Thermistors

U.S. Sensor's leadless chip thermistor elements are designed for use on hybrid substrates, integrated circuits or printed circuit boards. They have silver metallization on their top and bottom which is suitable for various contact techniques including wire bond, epoxy or solder. Since they are manufactured using the most advanced equipment and technology available, their dimensional parameters are extremely uniform, making the devices especially suitable for use with automatic handling and placement equipment.



Company Information

- [About U. S. Sensor](#)
- [Mission Statement](#)
- [Newsletter](#)
- [Employment Opportunities](#)

Product Guide

- [NTC Thermistors](#)
- [NTC Probes & Assemblies](#)
- [RTD's](#)
- [RTD's Probes & Assemblies](#)

Technical Data

- [What is a thermistor Terminology](#)
- [Manufacturing Quality](#)

Markets and Applications

Find a Sales Rep/ Distributor

Contact Us

Home

U.S. Sensor
 1832 W. Collins Ave
 Orange, CA 92867
 Tel: 800-777-6467
 Tel: 714-639-1000
 Fax: 714-639-1220
 Email: sales@ussensor.com

Features

- Surface mountable
- Small size
- Very low profile
- Low cost
- Rapid response time
- Rated to 150°C

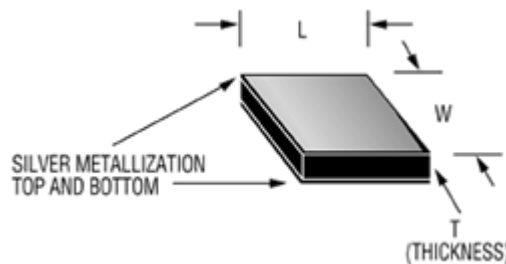
Options

- Non-standard resistance values and tolerances
- Special electrode materials (silver or gold)
- Special dimensions
- Tape and reel packaging












Specifications

- Thermal time constant: 2 seconds max
- Dissipation constant: 1mW/°C

LEADLESS CHIP THERMISTORS



[View Photo](#)

Part Number	Resistance Ohms @25°C	* Resistance Tol. ± %	R-T Curve	Beta (K) 0-50°C	Nominal Dimensions (Inches)			View R-T Chart
					Dim. "L"	Dim. "W"	Dim. "T"	
BC101B1K	100	10	B	2930	0.060	0.060	0.015	
BC501B1K	500	10	B	2930	0.025	0.025	0.021	
BC102F1K	1000	10	F	3420	0.045	0.045	0.015	
BC222J1K	2252	10	J	3890	0.070	0.070	0.010	
BC302J1K	3000	10	J	3890	0.065	0.065	0.010	
BC502J1K	5000	10	J	3890	0.055	0.055	0.015	
BC103J1K	10000	10	J	3890	0.040	0.040	0.015	
BC203J1K	20000	10	J	3890	0.030	0.030	0.015	
BC303J1K	30000	10	J	3890	0.025	0.025	0.020	
BC503J1K	50000	10	J	3890	0.020	0.020	0.020	
BC104R1K	100000	10	R	4140	0.022	0.022	0.016	

[« Product Guide](#)

[Top^](#)

[« Previous](#) [Next »](#)